

# Guitar Amplifier

# CUBE XL

**CUBE-80XL/CUBE-40XL/CUBE-20XL/CUBE-15XL**  
**MICRO CUBE RX/MICRO CUBE/CUBE Street**



# CUBE-XL

## SPIRIT & TECHNOLOGY

The foundation of great sound starts here

## UNIQUE CABINET DESIGN

### The embodiment of Roland's world-leading R&D


This cabinet is the framework on which the CUBE amp's unique and amazing sound is built. Every aspect of the XL-series' cabinet design has been thoughtfully and thoroughly crafted — from the road-tough materials used to the strategic port design.

### Strong, direct-joint construction

The CUBE-XL's speaker baffle is made of Roland's proprietary direct-joint construction. The baffle connects tightly into the grooves of the cabinet, creating a connection that allows vibrations from the speakers to be transmitted with minimal loss. Additionally, the back of the cabinet is closed to improve the low end. This delivers distinct, exquisite tones that have a fat tonal character.

### Built for the road

The cabinet features corner protectors and a robust metal grille that you can trust to hold up under rough handling on the road. Even its rubber feet have been designed with the perfect material and size to offer the best acoustic performance as well as prevent slipping.



## CUSTOM SPEAKERS

### Newly developed speaker delivers high performance

The speaker unit is central in defining the sound of an amp. In order to convert the amazing performance of the CUBE-XL amp to sound, we specially designed speakers to achieve the best match with its cabinet, and to suit the tonal quality and output of each amp in the series.

### Quality speaker-cone material

The speaker cone is based on a meticulous design process that involved carefully selected cone material. We have developed a type of cone paper that is rigid, light and highly responsive. In conjunction with powerful magnetic circuitry, it is sensitive and dynamic at the same time, reproducing everything from subtle picking nuances to loud low end that delivers high sound-pressure impact.



## COSM AMP

### Powered by COSM technology

For decades, Roland has painstakingly analyzed the world's greatest guitar amps, performing detailed research on not only the electrical characteristics of the amps but also the cabinet construction and materials.

COSM, Composite Object Sound Modeling, is Roland's innovative and powerful sound-modeling technology that can reproduce the same sound as the source amp, and much more. In designing the CUBE-XL series, we meticulously modeled an array of world-class amps and effects to bring you the versatile and authentic tone palette that these coveted amps produce, but have also provided creative controls to take them into another realm (CUBE-80XL/40XL/20XL).

### Extreme Amp with massive gain

Extreme is a new COSM amp model that represents the innovative nature of the CUBE-XL series. While this is an extremely high-gain amp, it still delivers an edgy and crisp tone. This is an amazing sound that no other amp has been able to achieve.

### Two-channel Clean and Lead configuration with Solo function\*

Instantly switch to any tone you've stored in memory for backing, leads, or solos (CUBE-80XL/40XL).

\* The Solo function on the CUBE-20XL is a gain booster (unlike the CUBE-80XL/40XL, which provide memory settings for the Solo channel).



Characteristics of each amp's components are analyzed



Measuring sound in the Roland anechoic chamber



## EXPAND YOUR POSSIBILITIES

### Hands-on, high-quality effects

CUBE-XL amps are loaded with a large number of effects to create a wide range of guitar sounds. CUBE-80XL, 40XL, and 20XL are equipped with immersive spatial effects, and Heavy Octave for fattening up your low end even more. CUBE-15XL comes with authentic distortion circuitry derived directly from BOSS's famous compact pedals.

### COSM digital spring reverb

This modeled reverb realistically reproduces the classic sound of vintage spring reverbs that have been and continue to be a staple of surf music, country, and blues (CUBE-80XL/40XL/20XL).

### Built-in Looper for high-impact live performance

Tap into the built-in Looper and create dramatic one-person performances by recording a backing phrase for up to 80 seconds and soloing over the top (CUBE-80XL/40XL).

### Outside the box with Aux In and Record Out

Connect external devices to expand your CUBE-XL experience. Plug an audio player into the Aux In, for example, and jam along with your favorite songs, or connect a rhythm machine for practicing. Conversely, you can use the CUBE-XL's Record Out for direct input to an external recorder (all CUBE-XL models).



CUBE-80XL Control Panel



CUBE-80XL Rear Panel

# CUBE XL

Amazingly heavy tone. Unprecedented speaker cabinet resonance. Performance that defies the size and price. The new-breed XL amps have arrived!



**CUBE-80XL**  
Guitar Amplifier **COSM**

**CUBE-40XL**  
Guitar Amplifier **COSM** POWER SQUEEZER

**CUBE-20XL**  
Guitar Amplifier **COSM** POWER SQUEEZER

**CUBE-15XL**  
Guitar Amplifier **POWER SQUEEZER**



Ultimate sound, large custom speaker, specially designed cabinet, and COSM amp models — this flagship amp is a live-performance powerhouse!

- 80-watt guitar amp with 12" high-performance custom speaker
- Footswitchable channels, including JC Clean, Lead, and Solo with memory capability
- 11 COSM amp models, including the new Extreme amp
- Eight effects, including the new Heavy Octave and COSM vintage Spring Reverb
- 80-second Phrase Looper built in
- Three-band EQ plus Presence control for fine-tuning your sound
- Hands-free channel switching via footswitch (sold separately)

Massive XL sound in a sleek package! This exciting amp is the perfect size for gigs.

- 40-watt guitar amp with 10" high-performance custom speaker
- Footswitchable channels, including JC Clean, Lead, and Solo with memory capability
- 10 COSM amp models, including the new Extreme amp
- Eight effects, including the new Heavy Octave and COSM vintage Spring Reverb
- 80-second Phrase Looper built in
- Power Squeezer for full gain at low volume
- Hands-free channel switching via footswitch (sold separately)

Compact and feature packed — the embodiment and spirit of CUBE amps

- 20-watt guitar amp with 8" high-performance custom speaker
- Two channels: Independent JC Clean and Lead plus Solo function for extra boost
- Six Lead types, including the new Extreme amp
- Nine effects, including the new Heavy Octave and COSM vintage Spring Reverb
- Power Squeezer for full gain at low volume
- Convenient audible tuner lets you tune your guitar without unplugging

Mini amp, big sound! Famous BOSS distortion onboard

- 15-watt guitar amp with 8" high-performance custom speaker
- Two channels: independent Clean and Lead
- 3 authentic BOSS Lead tones including Metal Zone, plus new Extreme
- Power Squeezer for full gain at low volume
- Aux Input to connect portable music players



■ COSM AMP TYPE				■ EFFECT TYPE			
JC CLEAN	BLACK PANEL	DLX COMBO	BRIT COMBO	CHORUS	FLANGER		
TWEEED	CLASSIC STACK	METAL STACK	R-FIER STACK	PHASER	TREMOLO		
EXTREME	DYNA AMP	ACOUSTIC SIM		HEAVY OCTAVE	DELAY		
				REVERB 'SPRING'	REVERB 'PLATE'		



■ AMP TYPE			■ EFFECT TYPE		
JC CLEAN*	OVERDRIVE**	DISTORTION**	CHORUS	FLANGER	PHASER
MTEAL**	METAL STACK**	EXTREME**	TREMOLO	SOLO	HEAVY OCTAVE
ACOUSTIC SIM**			DELAY	REVERB 'SPRING'	REVERB (PLATE)

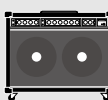
\* COSM Amp, \*\* COSM Distortions

■ AMP TYPE	
CLEAN	OVERDRIVE*
DISTORTION*	MTEAL ZONE*
EXTREME	

\* BOSS Designed Distortions


**JC Clean reproduces the sound of the world-standard JC-120 amplifier.**

This is COSM-modeled masterpiece beautifully recreates the rich, spatial tone of the JC-120, a permanent fixture in studios around the world. (Featured on CUBE-80XL, 40XL, 20XL, MICRO CUBE RX, and CUBE Street amplifiers.)



**POWER SQUEEZER**

Power Squeezer delivers high-impact, overdriven distortion even at low volumes. You can control the volume yet still retain the characteristics of powerful distortion. This is a great feature to have when you want to practice at home at night. (Featured on CUBE-40XL, 20XL, and 15XL.)



# MICRO CUBE

Micro-body. Battery-powered. Shockingly BIG sound!



<MICUBE-RX>



<M-CUBE>



## MICRO CUBE RX

Guitar Amplifier COSM



Amazing sense of sound pressure from four compact speakers! Complete with COSM amps, spatial effects, and rhythm guides.

- Highly efficient stereo amp and 4 custom speakers create a powerful wall of sound
- Speaker material reproduces harmonics in full, beautiful clarity
- 7 COSM amps produce tones based on masterpiece amplifiers; also features a mic preamp
- High-quality chorus, flanger, delays, and reverbs onboard
- 11 genres of Rhythm Guides with 3 patterns per genre for jam-along practice and performance
- Boost switch provides more tonal variation
- Built-in chromatic tuner; can also be set for E-flat tuning
- Runs on battery or AC power; play for up to 13 hours on six AA alkaline batteries



Up to 13 hours of continuous use with AA alkaline batteries.

COSM AMP TYPE			EFFECT TYPE		
JC CLEAN	BLACK PANEL	BRIT COMBO	CHORUS	FLANGER	PHASER
CLASSIC STACK	METAL STACK	R-FIRE STACK	TREMOLO	DELAY	REVERB
ACOUSTIC SIM	MIC				



<Rear Panel>

## MICRO CUBE

Guitar Amplifier COSM



This compact amp is loaded with powerful COSM amps and flexible effects. Take this amp anywhere and rock with battery power.

- 7 COSM amps provide a diverse range of tone
- Great spatial effects onboard; use simultaneously with delays and reverbs
- Built-in mic preamp for sing-along performance
- Digital tuning fork provides quick tuning reference
- Aux input lets you play along with an audio player; Record output provides direct connection to a recorder



Up to 20 hours of continuous use with AA alkaline batteries.

COSM AMP TYPE				EFFECT TYPE		
JC CLEAN	BLACK PANEL	BRIT COMBO	CLASSIC STACK	CHORUS	FLANGER	PHASER
R-FIRE STACK	ACOUSTIC SIM	MIC		TREMOLO	DELAY	REVERB



<Rear Panel>

Custom-fitted Protective Cover  
**CB-MCC1**  
Protective Cover for MICRO CUBE



<M-CUBE-R>

<M-CUBE-W>



<CB-MCC1B>



<CB-MCC1R>



# CUBE Street

The go-anywhere Battery-Powered Amp for street players.



(CUBE-ST-R)



(CUBE-ST)

## CUBE Street

Battery Powered Stereo Amplifier COSM



Compact and easy to carry around. Play at full power for 15 hours on AA batteries. Supports a variety of performance styles and instruments.

- Portable, easy to transport, and versatile with battery power capability
- Powerful stereo sound and full-range handling, from delicate acoustic guitar to dynamic synths
- 2-channel input (Mic/Line and Guitar/Instrument) for sing-and-play duos; each channel has independent EQ and effects
- COSM amp modeling reproduces masterpiece amplifiers used by rock's greatest players
- AUX IN jack for playing along with external audio players or rhythm machines
- Built-in tuner with manual and chromatic modes; also supports E-flat tuning
- Play at full power for 15 hours on six AA alkaline batteries
- Remote control via footswitch (sold separately); turn effects on/off, etc.



Up to 15 hours of continuous use with AA alkaline batteries.




Compact and ready to rock on the street.

Vocal & Guitar + Drum Machine



Guitar & Keyboard




Vocal & Guitar One man Play



Vocal & Karaoke Play



Electric Guitar & Acoustic Guitar



COSM AMP TYPE			EFFECT TYPE		
JC CLEAN	BLACK PANEL	BRIT COMBO	CHORUS	FLANGER	PHASER
CLASSIC STACK	R-FIRE STACK	ACOUSTIC SIM	TREMOLO	DELAY	REVERB
INSTRUMENT	MIC				



<Rear Panel>

Open the flap and start playing!  
Water-repellent material.

**CB-CS1**  
Carrying Bag



### CUBE Series Comparison Chart

	CUBE-80XL	CUBE-40XL	CUBE-20XL	CUBE-15XL	MICRO CUBE RX	MICRO CUBE	CUBE Street
Rated Power Output	80 W	40 W	20 W	15 W	2.5 W + 2.5 W	2 W	2.5 W + 2.5 W
Speaker	30 cm (12 inches)	25 cm (10 inches)	20 cm (8 inches)	20 cm (8 inches)	10 cm (4 inches) x 4	12 cm (5 inches)	16 cm (6.5 inches) x 2
Amp Channel	JC CLEAN/LEAD (11 types)	JC CLEAN/LEAD (10 types)	JC CLEAN/LEAD (6 types)	CLEAN/LEAD (4 types)	8 types (incl. MIC Preamp)	7 types (incl. MIC Preamp)	MIC/LINE, GUITAR/INST (8 types)
EFX	5 types	5 types	6 types	—	4 types	4 types	4 types
Delay	Yes	Yes	Yes	—	Yes	Yes	Yes (Adjustable for each channel)
Reverb	SPRING/PLATE	SPRING/PLATE	SPRING/REVERB (PLATE)	—	REVERB	REVERB	REVERB (Adjustable for each channel)
SOLO Function	Yes (Memory)	Yes (Memory)	Yes (Boost)	—	BOOST function	—	—
Looper	Yes (80 sec.)	Yes (80 sec.)	—	—	—	—	—
Power Squeezer	—	Yes	Yes	Yes	—	—	—
Tuner	Yes	Yes	Yes (with Tuning Fork)	—	Yes	Tuning Fork	Yes
Aux In	Yes	Yes	Yes	Yes	Yes	Yes	Yes
Runs on Battery	—	—	—	—	Yes	Yes	Yes



## SPECIFICATIONS

<b>CUBE-80XL</b>	<p>● <b>Rated Power Output:</b> 80 W ● <b>Nominal Input Level:</b> INPUT= -10 dBu/1 MΩ, AUX IN= -10 dBu ● <b>Speaker:</b> 30 cm (12 inches) ● <b>Controls:</b> POWER Switch, CH SELECT Switch, TUNER Switch, [JC CLEAN Channel] BRIGHT Switch, VOLUME Knob, [LEAD Channel] TYPE Switch (ACOUSTIC SIM, BLACK PANEL, DLX COMBO, BRIT COMBO, TWEED, CLASSIC STACK, METAL STACK, R-FIER STACK, EXTREME, DYNA AMP), GAIN Knob, VOLUME Knob, [SOLO] ON/OFF, MEMORY Switch, VOLUME Knob, [EQUALIZER] BASS Knob, MIDDLE Knob, TREBLE Knob, [PRESENCE] PRESENCE Knob, [EFX] EFX Knob (CHORUS, FLANGER, PHASER, TREMOLO, HEAVY OCTAVE), [DELAY/LOOPER] REC/PLAY/DUB Switch, TAP/STOP Switch, DELAY/LOOPER Knob (DELAY, LOOPER), [REVERB] REVERB Knob (SPRING, PLATE), [FOOT SW] FOOT SW TYPE Switch (FS-5L, FS-5U) ● <b>Indicators:</b> JC CLEAN Channel, LEAD Channel, TUNER, SOLO, EFX, DELAY/LOOPER, REC/PLAY/DUB, REVERB ● <b>Connectors:</b> INPUT Jack (1/4-inch phone type), AUX IN Jack (Stereo miniature phone type), LINE OUT Jack (1/4-inch phone type), RECORDING OUT/PHONES Jack (Stereo 1/4-inch phone type), EXT SPEAKER Jack (1/4-inch phone type)*, FOOT SW Jack (TIP: CH SELECT, RING: SOLO) (1/4-inch TRS phone type), FOOT SW Jack (TIP: EFX, RING: REVERB) (1/4-inch TRS phone type), FOOT SW Jack (TIP: DELAY/REC/PLAY/DUB, RING: TAP/STOP) (1/4-inch TRS phone type) *When connecting to an external speaker, make sure the speaker conforms to the following specifications. Impedance: 8 Ω or less, Allowable power input: 80 watts or greater ● <b>Power Consumption:</b> 75 W ● <b>Dimensions:</b> 440 (W) x 265 (D) x 440 (H) mm/17-3/8 (W) x 10-7/16 (D) x 17-3/8 (H) inches ● <b>Weight:</b> 16 kg/35 lbs 5 oz ● <b>Accessory:</b> Owner's Manual ● <b>Options:</b> Footswitch (BOSS FS-5L, FS-5U, FS-6)</p>
<b>CUBE-40XL</b>	<p>● <b>Rated Power Output:</b> 40 W ● <b>Nominal Input Level:</b> INPUT= -10 dBu/1 MΩ, AUX IN= -10 dBu ● <b>Speaker:</b> 25 cm (10 inches) ● <b>Controls:</b> POWER Switch, CH SELECT Switch, TUNER Switch, POWER SQUEEZER Switch, [JC CLEAN Channel] VOLUME Knob, [LEAD Channel] TYPE Switch (ACOUSTIC SIM, BLACK PANEL, BRIT COMBO, TWEED, CLASSIC STACK, METAL STACK, R-FIER STACK, EXTREME, DYNA AMP), GAIN Knob, VOLUME Knob, [SOLO] ON/OFF, MEMORY Switch, VOLUME Knob, [EQUALIZER] BASS Knob, MIDDLE Knob, TREBLE Knob, [EFX] EFX Knob (CHORUS, FLANGER, PHASER, TREMOLO, HEAVY OCTAVE), [DELAY/LOOPER] REC/PLAY/DUB Switch, TAP/STOP Switch, DELAY/LOOPER Knob (DELAY, LOOPER), [REVERB] REVERB Knob (SPRING, PLATE) ● <b>Indicators:</b> JC CLEAN Channel, LEAD Channel, TUNER, SOLO, EFX, DELAY/LOOPER, REC/PLAY/DUB, REVERB, POWER SQUEEZER ● <b>Connectors:</b> INPUT Jack (1/4-inch phone type), AUX IN Jack (Stereo miniature phone type), RECORDING OUT/PHONES Jack (Stereo 1/4-inch phone type), FOOT SW Jack (TIP: CH SELECT, RING: SOLO) (1/4-inch TRS phone type), FOOT SW Jack (TIP: EFX, RING: REVERB) (1/4-inch TRS phone type), FOOT SW Jack (TIP: DELAY/REC/PLAY/DUB, RING: TAP/STOP) (1/4-inch TRS phone type), FOOT SW Jack (TIP: DELAY/REC/PLAY/DUB, RING: TAP/STOP) (1/4-inch TRS phone type) ● <b>Power Consumption:</b> 43 W ● <b>Dimensions:</b> 385 (W) x 265 (D) x 385 (H) mm/15-3/16 (W) x 10-7/16 (D) x 15-3/16 (H) inches ● <b>Weight:</b> 10 kg/22 lbs 1 oz ● <b>Accessory:</b> Owner's Manual ● <b>Options:</b> Footswitch (BOSS FS-5L, FS-5U, FS-6)</p>
<b>CUBE-20XL</b>	<p>● <b>Rated Power Output:</b> 20 W ● <b>Nominal Input Level:</b> INPUT= -10 dBu/1 MΩ, AUX IN= -10 dBu ● <b>Speaker:</b> 20 cm (8 inches) ● <b>Controls:</b> POWER Switch, CH SELECT Switch, TUNER Switch, POWER SQUEEZER Switch, [JC CLEAN Channel] VOLUME Knob, [LEAD Channel] TYPE Switch (ACOUSTIC SIM, OVERDRIVE, DISTORTION, METAL, METAL STACK, EXTREME), GAIN Knob, VOLUME Knob, [EQUALIZER] BASS Knob, MIDDLE Knob, TREBLE Knob, [EFX/SOLO] EFX/SOLO Knob (CHORUS, FLANGER, PHASER, TREMOLO, SOLO, HEAVY OCTAVE), [DELAY/REVERB] DELAY/REVERB Knob (DELAY, REVERB, SPRING) ● <b>Indicators:</b> JC CLEAN Channel, LEAD Channel, TUNER, EFX/SOLO, POWER SQUEEZER ● <b>Connectors:</b> INPUT Jack (1/4-inch phone type), AUX IN Jack (Stereo miniature phone type), FOOT SW Jack (TIP: CH SELECT, RING: EFX/SOLO) (1/4-inch TRS phone type), RECORDING OUT/PHONES Jack (Stereo 1/4-inch phone type) ● <b>Power Consumption:</b> 24 W ● <b>Dimensions:</b> 385 (W) x 240 (D) x 385 (H) mm/15-3/16 (W) x 9-1/2 (D) x 15-3/16 (H) inches ● <b>Weight:</b> 9 kg/19 lbs 14 oz ● <b>Accessory:</b> Owner's Manual ● <b>Options:</b> Footswitch (BOSS FS-5U, FS-6)</p>
<b>CUBE-15XL</b>	<p>● <b>Rated Power Output:</b> 15 W ● <b>Nominal Input Level:</b> INPUT= -10 dBu/1 MΩ, AUX IN= -10 dBu ● <b>Speaker:</b> 20 cm (8 inches) ● <b>Controls:</b> POWER Switch, CH SELECT Switch, POWER SQUEEZER Switch, [CLEAN Channel] VOLUME Knob, [LEAD Channel] TYPE Switch (OVERDRIVE, DISTORTION, METAL ZONE, EXTREME), GAIN Knob, VOLUME Knob, [EQUALIZER] BASS Knob, MIDDLE Knob, TREBLE Knob ● <b>Indicators:</b> CLEAN Channel, LEAD Channel ● <b>Connectors:</b> INPUT Jack (1/4-inch phone type), AUX IN Jack (Stereo miniature phone type), RECORDING OUT/PHONES Jack (Stereo 1/4-inch phone type) ● <b>Power Consumption:</b> 18 W ● <b>Dimensions:</b> 335 (W) x 240 (D) x 335 (H) mm/13-1/8 (W) x 9-1/2 (D) x 13-3/16 (H) inches ● <b>Weight:</b> 7.2 kg /15 lbs 14 oz ● <b>Accessory:</b> Owner's Manual</p>
<b>MICRO CUBE RX</b>	<p>● <b>Rated Power Output:</b> 2.5 W + 2.5 W ● <b>Nominal Input Level:</b> INPUT= -10 dBu/1 MΩ, STEREO AUX IN= -10 dBu, MONO AUX IN= -10 dBu ● <b>Speakers:</b> 10 cm (4 inches) x 4 ● <b>Controls:</b> POWER Switch, TUNER Switch, [COSM AMPLIFIER] BOOST Switch, TYPE Switch (ACOUSTIC SIM, JC CLEAN, BLACK PANEL, BRIT COMBO, CLASSIC STACK, METAL STACK, R-FIER STACK, MIC), GAIN Knob, VOLUME Knob, [EQUALIZER] BASS Knob, MIDDLE Knob, TREBLE Knob, EFX Knob (CHORUS, FLANGER, PHASER, TREMOLO, SOLO, HEAVY OCTAVE), [RHYTHM GUIDE] DELAY/REVERB Knob, [RHYTHM GUIDE] START/STOP Switch, TAP TEMPO Switch, PATTERN Knob (METRONOME, ROCK1, ROCK2, BLUES, COUNTRY, R&amp;B, BALLAD, JAZZ, FUNK, LATIN, DANCE), VARIATION Switch, VOLUME Knob ● <b>Indicators:</b> POWER, [TUNER] TUNER, TUNER METER, [RHYTHM GUIDE] RHYTHM GUIDE, VARIATION ● <b>Connectors:</b> INPUT Jack (1/4-inch phone type), FOOT SW Jack (1/4-inch TRS phone type), STEREO AUX IN Jack (Stereo miniature phone type), MONO AUX IN Jack (1/4-inch phone type), REC OUT/PHONES Jack (Stereo 1/4-inch phone type), AC Adaptor Jack, Grounding Terminal ● <b>Power Supply:</b> [DC 9 V] AC Adaptor or Dry Battery LR6 (AA) type (alkaline) x 6 ● <b>Current Draw:</b> 186 mA ● <b>Dimensions:</b> 296(W) x 207(D) x 294(H) mm/11-11/16(W) x 8-3/16(D) x 11-5/8(H) inches ● <b>Weight:</b> 6.4 kg/14 lbs 2 oz (including Batteries) ● <b>Accessories:</b> AC Adaptor, Strap, Owner's Manual ● <b>Options:</b> Footswitch (BOSS FS-5U, FS-6)</p>
<b>MICRO CUBE</b>	<p>● <b>Rated Power Output:</b> 2 W ● <b>Nominal Input Level:</b> INPUT= -10 dBu/1 MΩ, AUX IN= -10 dBu ● <b>Speaker:</b> 12 cm (5 inches) x 1 ● <b>Controls:</b> TYPE Switch (ACOUSTIC SIM, JC CLEAN, BLACK PANEL, BRIT COMBO, CLASSIC STACK, R-FIER STACK, MIC), GAIN Knob, VOLUME Knob, TUNING FORK Button, KEY Switch, TONE Knob, EFX Knob (CHORUS, FLANGER, PHASER, TREMOLO), DELAY/REVERB Knob, POWER Switch ● <b>Indicator:</b> POWER ● <b>Connectors:</b> INPUT Jack (1/4-inch phone type), REC OUT/PHONES Jack (Stereo 1/4-inch phone type), AUX IN Jacks (Stereo 1/4-inch phone type, Stereo miniature phone type), AC Adaptor Jack ● <b>Power Supply:</b> [DC 9 V] AC Adaptor or Dry Battery LR6 (AA) type (alkaline) x 6 ● <b>Current Draw:</b> 185 mA ● <b>Dimensions:</b> 244 (W) x 166 (D) x 226 (H) mm/9-9/8 (W) x 6-9/16 (D) x 8-15/16 (H) inches ● <b>Weight:</b> 3.3 kg/7 lbs 5 oz (excluding AC Adaptor and Batteries) ● <b>Accessories:</b> AC Adaptor, Strap, Owner's Manual ● <b>Options:</b> Protective Cover (CB-MCC1B, CB-MCC1R)</p>
<b>CUBE Street</b>	<p>● <b>Rated Power Output:</b> 2.5 W + 2.5 W ● <b>Nominal Input Level:</b> [MIC/LINE Channel] MIC= -50 dBu/1.5 kΩ, LINE= -10 dBu/22 kΩ, [GUITAR/INSTRUMENT Channel] -10 dBu/1MΩ, [STEREO AUX IN] -10 dBu ● <b>Speakers:</b> 16 cm (6.5 inches) x 2 ● <b>Controls:</b> POWER Switch, [MIC/LINE Channel] SELECT Switch (MIC/LINE), VOLUME Knob, EQUALIZER Knobs (BASS, TREBLE), DELAY/REVERB Knob, [GUITAR/INSTRUMENT Channel] TUNER Switch, TYPE Switch (JC CLEAN, BLACK PANEL, BRIT COMBO, CLASSIC STACK, R-FIER STACK, ACOUSTIC SIM, INSTRUMENT, MIC), GAIN Knob, VOLUME Knob, EQUALIZER Knobs (BASS, MIDDLE, TREBLE), EFX Knob (CHORUS, FLANGER, PHASER, TREMOLO), DELAY/REVERB Knob ● <b>Indicators:</b> TUNER, POWER ● <b>Connectors:</b> [MIC/LINE Channel] INPUT Jacks (XLR type, 1/4-inch phone type), FOOT SW Jack (1/4-inch TRS phone type), [GUITAR/INSTRUMENT Channel] INPUT Jack (1/4-inch phone type), FOOT SW Jack (1/4-inch TRS phone type), STEREO AUX IN Jack (Stereo miniature phone type), PHONES Jack (Stereo 1/4-inch phone type), AC Adaptor Jack ● <b>Power Supply:</b> [DC 9 V] AC Adaptor or Dry Battery LR6 (AA) type (alkaline) x 6 ● <b>Current Draw:</b> 235 mA ● <b>Dimensions:</b> 415 (W) x 295 (D) x 250 (H) mm/16-3/8 (W) x 11-5/8 (D) x 9-7/8 (H) inches ● <b>Weight:</b> 5.2 kg/11 lbs 8 oz (including Batteries) ● <b>Accessories:</b> AC Adaptor, Owner's Manual ● <b>Options:</b> Carrying Case (CB-CS1), Footswitch (BOSS FS-5U, FS-6)</p>

\* 0 dBu = 0.775 Vrms

## OPTIONS

<p><b>FS-6</b> DUAL Footswitch</p>  <p>BOSS</p>	<p><b>FS-5U</b> Footswitch (Momentary)</p>  <p>BOSS</p>	<p><b>FS-5L</b> Footswitch (Latch)</p>  <p>BOSS</p>	<p><b>PCS-31L</b> Connection Cable (Stereo 1/4" ↔ 2 x 1/4"; 2.2 m)</p>
----------------------------------------------------------------------------------------------------------------------------------------	------------------------------------------------------------------------------------------------------------------------------------------------	---------------------------------------------------------------------------------------------------------------------------------------------	--------------------------------------------------------------------------------

**COSM** Once a musical instrument generates sound vibrations, it reaches the human ear through various mediating objects, each of which significantly affects the sound. The material and configuration of the instrument, the electric/magnetic amplifying system, the air and the reverberation of the room all affect the final sound. Sound modeling, an advanced DSP technology, "virtually" reconstructs these objects. Roland's breakthrough Composite Object Sound Modeling (COSM) uses the advantages of multiple modeling methods and succeeds in accurately emulating existing sounds, as well as producing sounds that have never before been created.

**Energy Saving Technology** Beautiful music, beautiful planet — Roland is committed to preserving our environment through the development of eco-friendly digital technology and energy-efficient electronic musical instruments.

**Roland**  
WE DESIGN THE FUTURE

Visit us online at [www.Roland.com](http://www.Roland.com)

All specifications and appearances are subject to change without notice. Roland, BOSS, COSM, CUBE STREET, METAL ZONE, MICRO CUBE, POWER SQUEEZER are either registered trademarks or trademarks of Roland Corporation in the United States and/or other countries. All trademarks used in this catalog are the property of their respective companies.

Printed in Japan Aug. 2010 RAM-4623 GR-GEN-SS A13